

Arteriosclerosis, Thrombosis, and Vascular Biology

Volume 38 Number 1 January 2018

Key: VB=Vascular Biology AL=Atherosclerosis/Lipoproteins TH=Thrombosis

Editorial Board 1

Recent Highlights of *ATVB*

AL Highlighting Diabetes Mellitus: The Epidemic Continues
Ann Marie Schmidt **Online Only** e1

Editorials

AL Extracellular Vesicles Act as Messengers of Macrophages Sensing Atherogenic Stimuli
Taras Afonyushkin, Christoph J. Binder 2
See accompanying article on page 49

AL Oxidized Lipid Uptake by Scavenger Receptor CD36 (Cluster of Differentiation 36) Modulates Endothelial Surface Properties and May Contribute to Atherogenesis
Roy L. Silverstein 4
See accompanying article on page 64

AL Knockdown of Δ -5 Fatty Acid Desaturase Is More Than Just a Fad
Nadya M. Morrow, Murray W. Huff 6
See accompanying article on page 218

VB X Marks the Spot: The Profound Impact of Sex on Aortic Disease
Siddharth K. Prakash, Dianna M. Milewicz 9
See accompanying article on page 143

ARTERIOSCLEROSIS, THROMBOSIS, AND VASCULAR BIOLOGY (ISSN 1079-5642 print / 1524-4636 online) is published monthly by Wolters Kluwer Health, Inc. at 14700 Citicorp Drive, Bldg 3, Hagerstown, MD 21742. Business offices are located at Two Commerce Square, 2001 Market St., Philadelphia, PA 19103. Production offices are located at 351 West Camden Street, Baltimore, MD 21201-2436. Individuals may subscribe for their personal use at the following rates for print subscriptions: \$225 for AHA/ASA Domestic and International Members (excluding General Membership level), or \$706 for domestic non-members and \$837 for international non-members. AHA membership information can be found online at professional.heart.org. Periodicals postage paid at Hagerstown, MD and additional mailing offices. POSTMASTER: Send address changes to ARTERIOSCLEROSIS, THROMBOSIS, AND VASCULAR BIOLOGY, American Heart Association, Wolters Kluwer Health, Inc., PO Box 1610, Hagerstown, MD 21740.

ATVB in Focus: Human Genetics of Atherosclerosis

- AL CRISPR-Cas9 Genome Editing for Treatment of Atherogenic Dyslipidemia**
Alexandra C. Chadwick, Kiran Musunuru..... 12

Brief Review


- AL Sortilin and Its Multiple Roles in Cardiovascular and Metabolic Diseases**
Claudia Goettsch, Mads Kjolby, Elena Aikawa 19

Basic Sciences

- AL Rosuvastatin Reduces Aortic Sinus and Coronary Artery Atherosclerosis in SR-B1 (Scavenger Receptor Class B Type 1)/ApoE (Apolipoprotein E) Double Knockout Mice Independently of Plasma Cholesterol Lowering**
Pei Yu, Ting Xiong, Christine B. Tenedero, Paul Lebeau, Ran Ni, Melissa E. MacDonald, Peter L. Gross, Richard C. Austin, Bernardo L. Trigatti **OPEN** 26 
- AL Molecular Ultrasound Imaging of Junctional Adhesion Molecule A Depicts Acute Alterations in Blood Flow and Early Endothelial Dysregulation**
Adelina Curaj, Zhuojun Wu, Anne Rix, Oliver Gresch, Marieke Sternkopf, Setareh Alampour-Rajabi, Twan Lammers, Marc van Zandvoort, Christian Weber, Rory R. Koenen, Elisa A. Liehn, Fabian Kiessling 40 
- AL Extracellular Vesicles Secreted by Atherogenic Macrophages Transfer MicroRNA to Inhibit Cell Migration**
My-Anh Nguyen, Denuja Karunakaran, Michèle Geoffrion, Henry S. Cheng, Kristofferson Tandoc, Ljubica Perisic Matic, Ulf Hedin, Lars Maegdefessel, Jason E. Fish, Katey J. Rayner..... 49 
See accompanying editorial on page 2
- AL Proatherogenic Flow Increases Endothelial Stiffness via Enhanced CD36-Mediated Uptake of Oxidized Low-Density Lipoproteins**
Elizabeth Le Master, Ru-Ting Huang, Chongxu Zhang, Yedida Bogachkov, Cassandre Coles, Tzu-Pin Shentu, Yue Sheng, Ibra S. Fancher, Carlos Ng, Theodore Christofridis, Pappasani V. Subbaiah, Evgeny Berdyshev, Zhijian Qain, David T. Eddington, James Lee, Michael Cho, Yun Fang, Richard D. Minshall, Irena Levitan..... 64 
See accompanying editorial on page 4
- AL Interrogation of the Atherosclerosis-Associated SORT1 (Sortilin 1) Locus With Primary Human Hepatocytes, Induced Pluripotent Stem Cell-Hepatocytes, and Locus-Humanized Mice**
Xiao Wang, Avanthi Raghavan, Derek T. Peters, Evanthia E. Pashos, Daniel J. Rader, Kiran Musunuru..... 76 
- AL Quantitative Trait Locus Mapping of Macrophage Cholesterol Metabolism and CRISPR/Cas9 Editing Implicate an ACAT1 Truncation as a Causal Modifier Variant**
Qimin Hai, Brian Ritchey, Peggy Robinet, Alexander M. Alzayed, Greg Brubaker, Jinying Zhang, Jonathan D. Smith..... 83 
- AL Exogenous Insulin Infusion Can Decrease Atherosclerosis in Diabetic Rodents by Improving Lipids, Inflammation, and Endothelial Function**
Kyoungmin Park, Qian Li, Net Daş Evcimen, Christian Rask-Madsen, Yasutaka Maeda, Ernesto Maddaloni, Hisashi Yokomizo, Takanori Shinjo, Ronald St-Louis, Jialin Fu, Daniel Gordin, Mogher Khamaisi, David Pober, Hillary Keenan, George L. King 92 
- AL Suppression of Hepatic FLOT1 (Flotillin-1) by Type 2 Diabetes Mellitus Impairs the Disposal of Remnant Lipoproteins via Syndecan-1**
Keyang Chen, Qingsi Wu, Kongwang Hu, Chengwei Yang, Xiangdong Wu, Peter Cheung, Kevin Jon Williams 102 


AL Selective EGFR (Epidermal Growth Factor Receptor) Deletion in Myeloid Cells Limits Atherosclerosis—Brief Report	
<i>Lynda Zeboudj, Andréas Giraud, Lea Guyonnet, Yujiao Zhang, Ludivine Laurans, Bruno Esposito, Jose Vilar, Anna Chipont, Nikolina Papac-Milicevic, Christoph J. Binder, Alain Tedgui, Ziad Mallat, Pierre-Louis Tharaux, Hafid Ait-Oufella</i>	114 
VB Non-Endoplasmic Reticulum-Based Calr (Calreticulin) Can Coordinate Heterocellular Calcium Signaling and Vascular Function	
<i>Lauren A. Biwer, Miranda E. Good, Kwangseok Hong, Rahul K. Patel, Neha Agrawal, Robin Looft-Wilson, Swapnil K. Sonkusare, Brant E. Isakson</i>	120 
VB Inhalation of Fine Particulate Matter Impairs Endothelial Progenitor Cell Function Via Pulmonary Oxidative Stress	
<i>Petra Haberzettl, Daniel J. Conklin, Wesley T. Abplanalp, Aruni Bhatnagar, Timothy E. O’Toole</i>	131 
VB Sex Chromosome Complement Defines Diffuse Versus Focal Angiotensin II-Induced Aortic Pathology	
<i>Yasir Alsiraj, Sean E. Thatcher, Eric Blalock, Bradley Fleenor, Alan Daugherty, Lisa A. Cassis</i>	143 
See accompanying editorial on page 9	
VB Sustained Activation of Rho GTPases Promotes a Synthetic Pulmonary Artery Smooth Muscle Cell Phenotype in Neprilysin Null Mice	
<i>Vijaya Karoor, Mehdi A. Fini, Zoe Loomis, Timothy Sullivan, Louis B. Hersh, Evgenia Gerasimovskaya, David Irwin, Edward C. Dempsey</i>	154 
VB Mining the Stiffness-Sensitive Transcriptome in Human Vascular Smooth Muscle Cells Identifies Long Noncoding RNA Stiffness Regulators	
<i>Christopher K. Yu, Tina Xu, Richard K. Assoian, Daniel J. Rader</i>	164 
VB Both Autocrine Signaling and Paracrine Signaling of HB-EGF Enhance Ocular Neovascularization	
<i>Yuki Inoue, Masamitsu Shimazawa, Shinsuke Nakamura, Shinsuke Takata, Yuhei Hashimoto, Hiroshi Izawa, Tomomi Masuda, Kazuhiro Tsuruma, Tomohisa Sakaue, Hironao Nakayama, Shigeki Higashiyama, Hideaki Hara</i>	174 
VB Statins Promote Cardiac Infarct Healing by Modulating Endothelial Barrier Function Revealed by Contrast-Enhanced Magnetic Resonance Imaging	
<i>Geert J. Leenders, Mirjam B. Smeets, Maaïke van den Boomen, Monique Berben, Miranda Nabben, Dianne van Strijp, Gustav J. Strijkers, Jeanine J. Prompers, Fatih Arslan, Klaas Nicolay, Katrien Vandoorne</i>	186 
VB Transforming Growth Factor-β1 Inhibits Pseudoaneurysm Formation After Aortic Patch Angioplasty	
<i>Hualong Bai, Jung Seok Lee, Haidi Hu, Tun Wang, Toshihiko Isaji, Shirley Liu, Jianming Guo, Haiyang Liu, Katharine Wolf, Shun Ono, Xiangjiang Guo, Bogdan Yatsula, Ying Xing, Tarek M. Fahmy, Alan Dardik</i>	195 

Translational Sciences

AL Apo A-I (Apolipoprotein A-I) Vascular Gene Therapy Provides Durable Protection Against Atherosclerosis in Hyperlipidemic Rabbits	
<i>Bradley K. Wacker, Nagadhara Dronadula, Lianxiang Bi, Alexis Stamatikos, David A. Dichek</i>	206 
AL Δ-5 Fatty Acid Desaturase <i>FADS1</i> Impacts Metabolic Disease by Balancing Proinflammatory and Proresolving Lipid Mediators	
<i>Anthony D. Burrows, Rebecca C. Schugar, Amanda L. Brown, Robert N. Helsley, Amy C. Burrows, Daniel Ferguson, Renliang Zhang, Brian E. Sansbury, Richard G. Lee, Richard E. Morton, Daniela S. Allende, John S. Parks, Matthew Spite, J. Mark Brown</i>	218 
See accompanying editorial on page 6	


VB Adventitial Sca1+ Cells Transduced With ETV2 Are Committed to the Endothelial Fate and Improve Vascular Remodeling After Injury

Alexandra Le Bras, Baoqi Yu, Shirin Issa Bhaloo, Xuechong Hong, Zhongyi Zhang, Yanhua Hu,


Qingbo Xu **OPEN** 232 
See cover image

Clinical and Population Studies


AL Changes in High-Density Lipoprotein Cholesterol Efflux Capacity After Bariatric Surgery Are Procedure Dependent

Sean P. Heffron, Bing-Xue Lin, Manish Parikh, Bianca Scolaro, Steven J. Adelman, Heidi L. Collins, Jeffrey S. Berger, Edward A. Fisher 245 

AL Stable Isotope Kinetic Study of ApoM (Apolipoprotein M)

Mikaël Croyal, Stéphanie Billon-Crossouard, Sophie Goulitquer, Audrey Aguesse, Luis León, Fanta Fall, Maud Chétiveaux, Thomas Moyon, Valentin Blanchard, Khadija Ouguerram, Gilles Lambert, Estelle Nobécourt, Michel Krempf 255 


AL Evaluation of the Pleiotropic Effects of Statins: A Reanalysis of the Randomized Trial Evidence Using Egger Regression—Brief Report

Christopher Labos, James M. Brophy, George Davey Smith, Allan D. Sniderman, George Thanassoulis 262 

TH Elevated Plasma Factor IXa Activity in Premenopausal Women on Hormonal Contraception

Pansakorn Tanratana, Paul Ellery, Pamela Westmark, Alan E. Mast, John P. Sheehan 266 

VB Associations Between Residential Proximity to Traffic and Vascular Disease in a Cardiac Catheterization Cohort

Cavin K. Ward-Caviness, William E. Kraus, Colette Blach, Carol S. Haynes, Elaine Dowdy, Marie Lynn Miranda, Robert Devlin, David Diaz-Sanchez, Wayne E. Cascio, Shaibal Mukerjee, Casson Stallings, Luther A. Smith, Simon G. Gregory, Svati H. Shah, Lucas M. Neas, Elizabeth R. Hauser 275 

Correction

Correction to: Lymphangiogenesis Facilitates Initial Lymph Formation and Enhances the Dendritic Cell Mobilizing Chemokine CCL21 Without Affecting Migration **Online Only** e9

On the cover: Adenoviral delivery of ETV2 (ETS variant 2) increases vascular sprouting of aortic rings explants. Aortic rings from transgenic Sca1-GFP (green fluorescent protein) ApoE mice were stained by immunofluorescence for ETV2 (red). GFP+ cells (Sca1+) overexpressing ETV2 can be seen in the vascular sprouts. (See pages 232–244.)

Instructions to the Authors are available online at <http://atvb.ahajournals.org/site/misc/ifora.xhtml>.

Some figures may appear in color in the online issue, while appearing in black and white for the print issue.

 This article contains online supplementary information that is available at <http://atvb.ahajournals.org>.

Arteriosclerosis, Thrombosis, and Vascular Biology



JOURNAL OF THE AMERICAN HEART ASSOCIATION

38 (1)

Arterioscler Thromb Vasc Biol. 2018;38:e9-282

Arteriosclerosis, Thrombosis, and Vascular Biology is published by the American Heart Association, 7272 Greenville Avenue, Dallas, TX 75231

Copyright © 2018 American Heart Association, Inc. All rights reserved.

Print ISSN: 1079-5642. Online ISSN: 1524-4636

The online version of this article, along with updated information and services, is located on the World Wide Web at:

<http://atvb.ahajournals.org/content/38/1>

Permissions: Requests for permissions to reproduce figures, tables, or portions of articles originally published in *Arteriosclerosis, Thrombosis, and Vascular Biology* can be obtained via RightsLink, a service of the Copyright Clearance Center, not the Editorial Office. Once the online version of the published article for which permission is being requested is located, click Request Permissions in the middle column of the Web page under Services. Further information about this process is available in the [Permissions and Rights Question and Answer](#) document.

Reprints: Information about reprints can be found online at:

<http://www.lww.com/reprints>

Subscriptions: Information about subscribing to *Arteriosclerosis, Thrombosis, and Vascular Biology* is online at:

<http://atvb.ahajournals.org/subscriptions/>